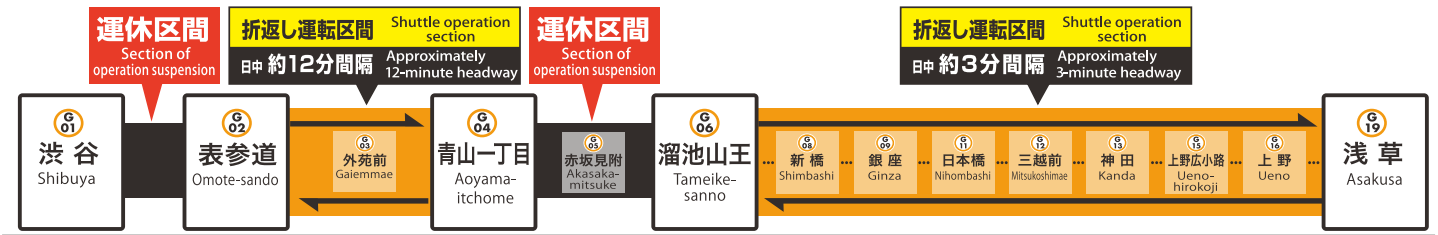


一部区間運休当日に新橋駅から 渋谷、表参道、外苑前、新宿駅にお越しのお客様へ

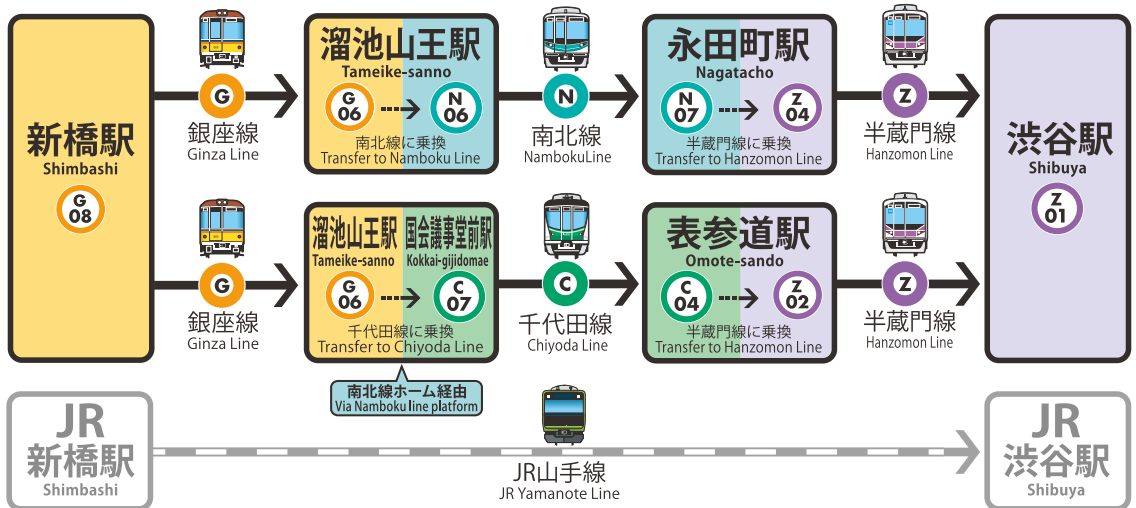
Guidance for passengers coming from **Shimbashi** headed to **Shibuya, Omote-sando, Gaiemmae and Shinjuku** stations on the days of operation suspension.

銀座線渋谷駅線路切替工事に伴い、現在銀座線は青山一丁目～表参道駅間及び浅草～溜池山王駅間で折り返し運転を実施しております。渋谷、表参道、外苑前、新宿駅にお越しのお客様は、以下の迂回ルートをご利用いただきますよう、ご協力をお願いいたします。

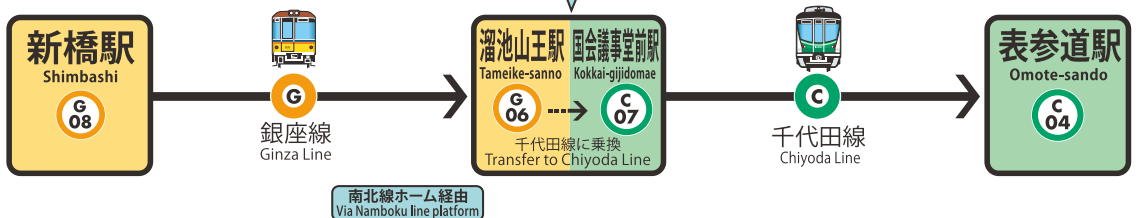
Due to track construction work of Shibuya station on the Ginza line, shuttle operation is being carried out on two sections between Aoyama-itchohome and Omote-sando as well as Asakusa and Tameike-sanno stations. Passengers headed to Shibuya, Omote-sando, Gaiemmae and Shinjuku stations please use the by-pass routes shown below.



渋谷駅へ For Shibuya



表参道駅へ For Omote-sando



外苑前駅(※)へ For Gaiemmae (※)



※銀座線青山一丁目～表参道駅間では、通常より本数の少ない運行となっております。明治神宮外苑周辺にお越しの際、またはお帰りの際は、青山一丁目、表参道駅等の近隣駅をご利用ください。

※ The number of trains in operation between Aoyama-itchohome and Omote-sando on the Ginza line is fewer than usual. Passengers headed for Meiji-jingu Gaien area, and returning passengers, may we suggest you use another station close by, such as Aoyama-itchohome or Omote-sando stations.

新宿駅へ For Shinjuku

