

## App for International Travelers



### Launch of "Tokyo Metro For Tourists"!

Get Useful Sightseeing Info Quick in Six Languages



Tokyo Metro Co., Ltd. (Head Office: Taito Ward, Tokyo; President: Akiyoshi Yamamura; "Tokyo Metro" below) released **"Tokyo Metro for Tourists," an app for international travelers riding our subways, on Friday, August 30.**

"Tokyo Metro For Tourists" is the Tokyo Metro's official free app for international travelers visiting Tokyo. It is available in six languages: English, Korean, Chinese (Simplified and Traditional), Thai, French, and Spanish.\* The app provides a single place to get information to solve your problems. It's also designed to help you find useful sightseeing information quickly.

The app displays recommended sightseeing spots based on information you save in the app about the places you want to visit and the things you want to do in Tokyo. This information helps you enjoy sightseeing in Tokyo even more. Make sure to use this app when touring Tokyo's sights on the Tokyo Metro.

Tokyo Metro will endeavor to provide ever better information to international visitors to Japan to make riding our subways an easier experience.

See attached document for details.



Note: Some pages only available in English. The app is not available in Japanese.

Note: "iPhone" and "App Store" are registered trademarks of Apple Inc. in the United States and other countries.

## Overview of "Tokyo Metro For Tourists"

### 1. App name

"Tokyo Metro For Tourists"

### 2. Release date

Friday, August 30, 2024

**Tokyo Metro**  
For Tourists

App icon

### 3. Features

#### Home

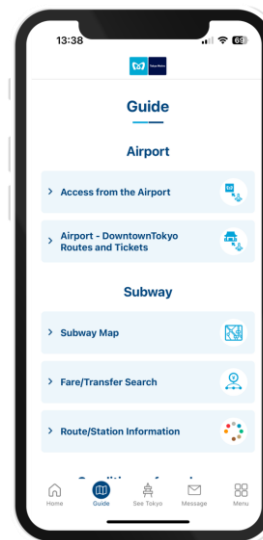


Designed to quickly obtain useful information in six languages: English, Korean, Chinese (Simplified and Traditional), Thai, French, and Spanish.

Note: Some pages only available in English.

The app is not available in Japanese.

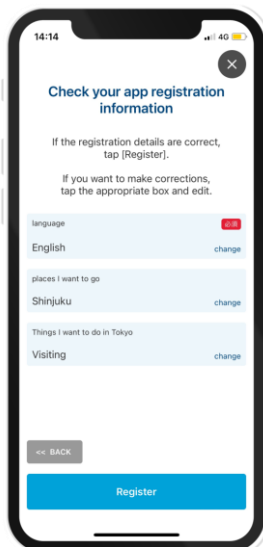
#### Guide



Check how to use the Tokyo Metro.

- Access from the airport, etc.
- Tokyo Metro Subway Map, fare and transfer search, route and station information
- Ticket

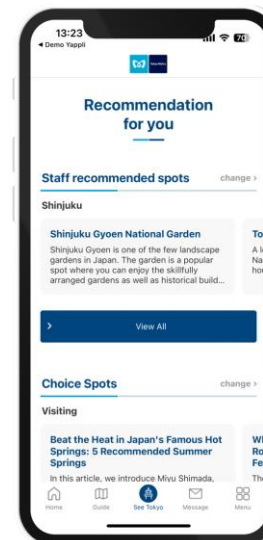
#### Options Screen



When you first open the app, set your language, where you want to go, and what you want to do in Tokyo.

Note: You can change these settings anytime.

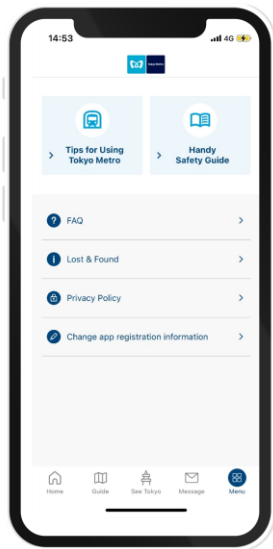
#### See Tokyo



The app will recommend sightseeing spots based on your selections.

- You can choose one of the following 10 stations for your destination: Shinjuku, Asakusa, Shibuya, Ginza, Akihabara, Ueno, Tokyo, Ikebukuro, Meiji-jingumae (Harajuku), Tsukiji.
- Choose one of three things to do in Tokyo: visiting, food, or shopping.

## 【Menu】



Check other information.

- Safety guide and Tips
- Frequently asked questions, Lost and Found, Privacy Policy, how to change app settings

### **4. Fees**

Free (Data charges may apply.)

### **5. Compatible OS**

- iPhone: iOS 15.3.1 or better
- Android: Android OS 9.0 or better



### **6. How to install**

Search for "Tokyo Metro" on the App Store or Google Play. Tap the above app icon to install.



"Note: "iPhone" and "App Store" are registered trademarks of Apple Inc. in the United States and other countries.

### **7. Direct customer inquiries to:**

Tokyo Metro Inquiry Form: [https://ssl.tokyometro.jp/support/inquiry01\\_en](https://ssl.tokyometro.jp/support/inquiry01_en)